# Bauanleitung für Höhlenbrüter-Nistkasten

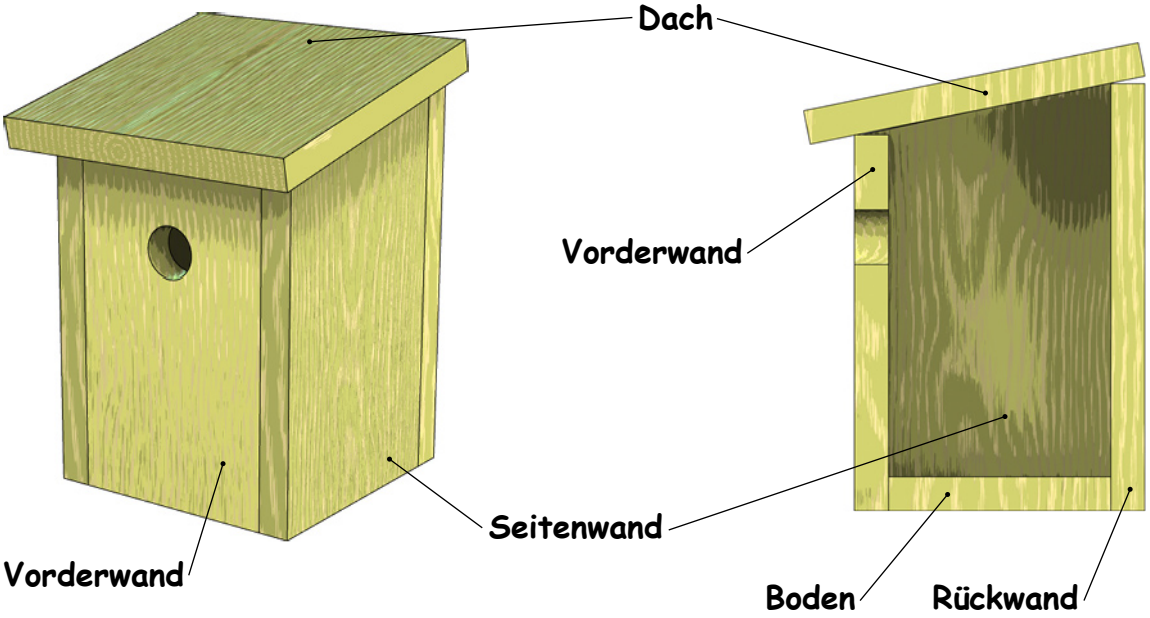


| Durchmesser Einflugloch | |
|---|---|
| Blaumeise<br>Haubenmeise<br>Sumpfmeise<br>Weidenmeise<br>Tannenmeise | Feldsperling<br>Haussperling<br>Kohlmeise<br>Kleiber<br>Trauerschnäpper |
| **Ø26-28 mm** | **Ø 32 mm** |

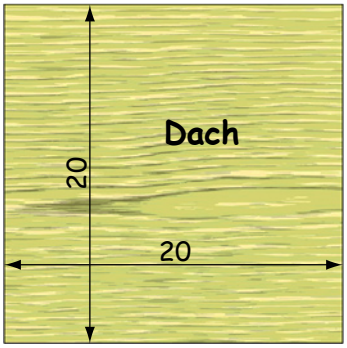


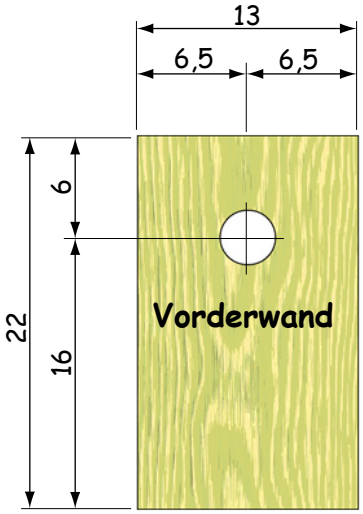


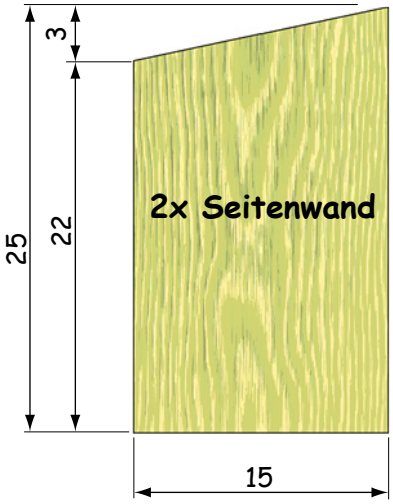


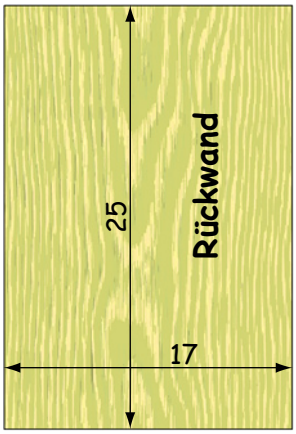


**Alle Bretter 2 cm dick.**
**Die Oberfläche sollte rau sein,**
**also ungehobelte Bretter verwenden.**
**Alle Maße in cm.**

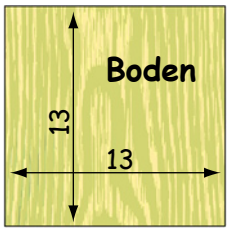


 © Auth Film GmbH, 2009

# Bauanleitung für Höhlenbrüter-Nistkasten mit Vorraum

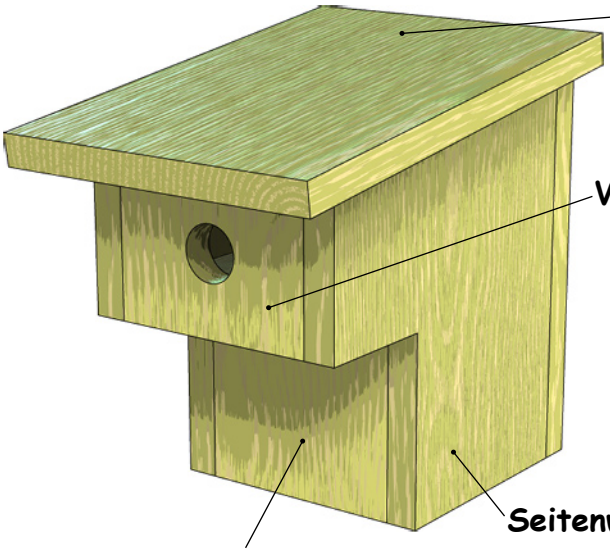


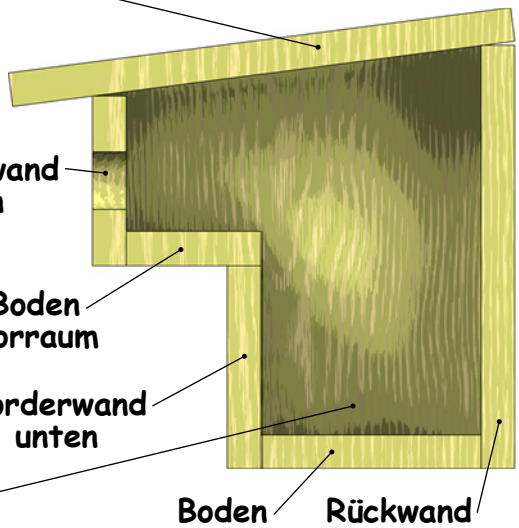


| Durchmesser Einflugloch | |
|---|---|
| Blaumeise<br>Haubenmeise<br>Sumpfmeise<br>Weidenmeise<br>Tannenmeise | Feldsperling<br>Haussperling<br>Kohlmeise<br>Kleiber<br>Trauerschnäpper |
| **Ø26-28 mm** | **Ø 32 mm** |

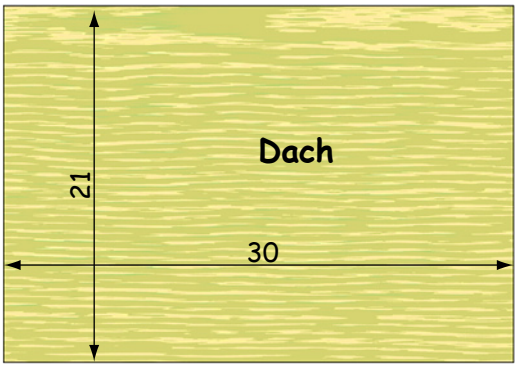


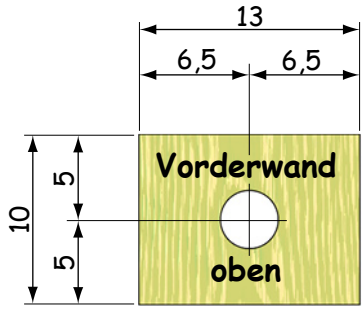


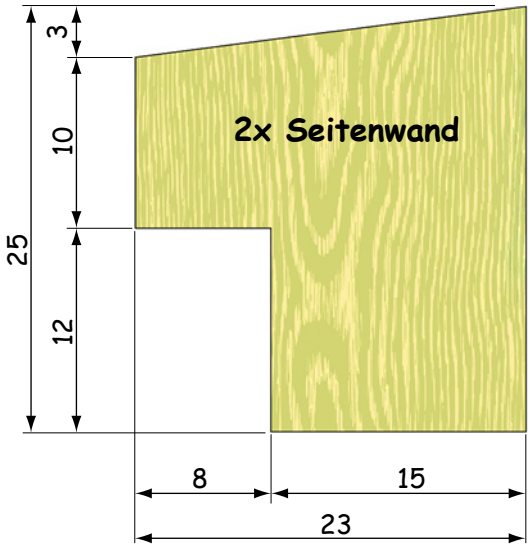


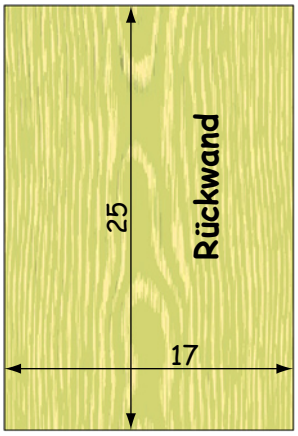


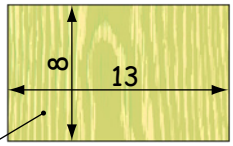


Boden Vorraum

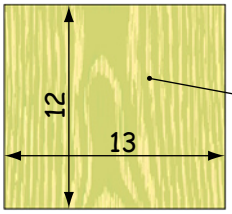


Vorderwand unten

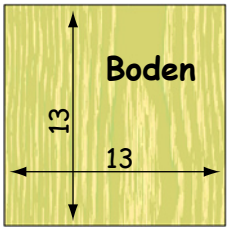


Alle Bretter 2 cm dick.
Die Oberfläche sollte rau sein,
also ungehobelte Bretter verwenden.
Alle Maße in cm.


© Auth Film GmbH, 2009